





BRAND COLOR

Please adhere to the designated colors of the logo.
The color combinations cannot be changed.
Please refer to the right and use the designated Black, White and Blue.
Please note that the logo needs to be clear, visible and distinct.



Blue-1




#0080ce
C82 M44 Y0 K0

Blue-2




#42a0de
C70 M27 Y4 K0

White



#ffffff
C0 M0 Y0 K0

Black



#000000
C0 M0 Y0 K100



CLEAR SPACE

JANet logo needs to be staged and isolated with some clear space on all sides to maintain its visibility. In the clear space, no design or letters can be placed. The minimum clear space is equivalent to the quarter of the height of the logo referred to as X.





MINIMUM SIZE

To maintain the quality of the logo, please adhere to the size restrictions.


The width of the logo must always be at least 80 pixels for on-screen display, and 20mm of width for print.


80px



 WEB

20mm



 PRINTED



Please do not alter the spacing or the size of the symbol



Please do not condense, extend or italicize the logo



Please do not add shadows to the logo

IMPROPER USES

Examples of improper logo usage

Logo must be used accordingly to the guideline and this manual to accurately convey the brand.

The examples shown and any usage that violates the guideline are prohibited.



Please do not use change the color specifications. No gradients are allowed



Please do not add any shapes or letter in the clear space




Logo must not be inverted



Please do not use outlined typeface



Please do not alter the text or font of the logo



Please do not outline the logo

THANK YOU FOR YOUR ATTENTION

Please make sure to read Guideline and the manual for any usage of ADWAYS and its services' Logos.
Any usage of the logo outside the guideline or this manual needs to be confirmed by ADWAYS before its use.
Please contact us for any concern or question: press@adways.net